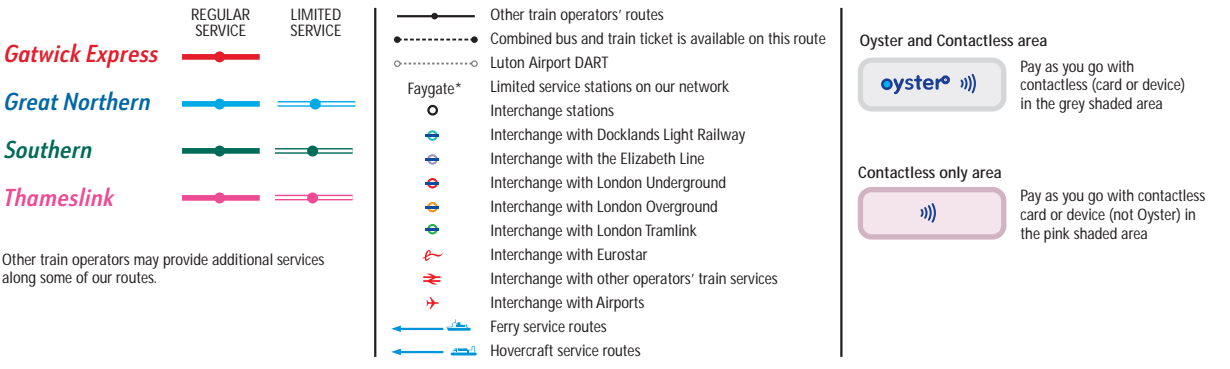


## SERVICES AND FACILITIES

This is a general guide of the basic daily services, however, not all trains stop at all stations on each coloured line so please check your journey at [nationalrail.co.uk](http://nationalrail.co.uk) or see our website



## ACCESSIBILITY





- ✔ **Category 'A' Station:** Step-free access between the street and all platforms, and also between platforms.
- ✔ **Category 'B' Station:** Step-free access between the street and all platforms. There may not be step-free access between platforms or entrances.
- ✔ **Category 'B' Station:** Step-free access between the street and some platforms
- ✔ **Category 'B' Station:** Step-free access between the street and platforms but only available for trains in the direction of the arrow
- ✘ **Category 'C' Station:** No step-free access between the street and platforms.

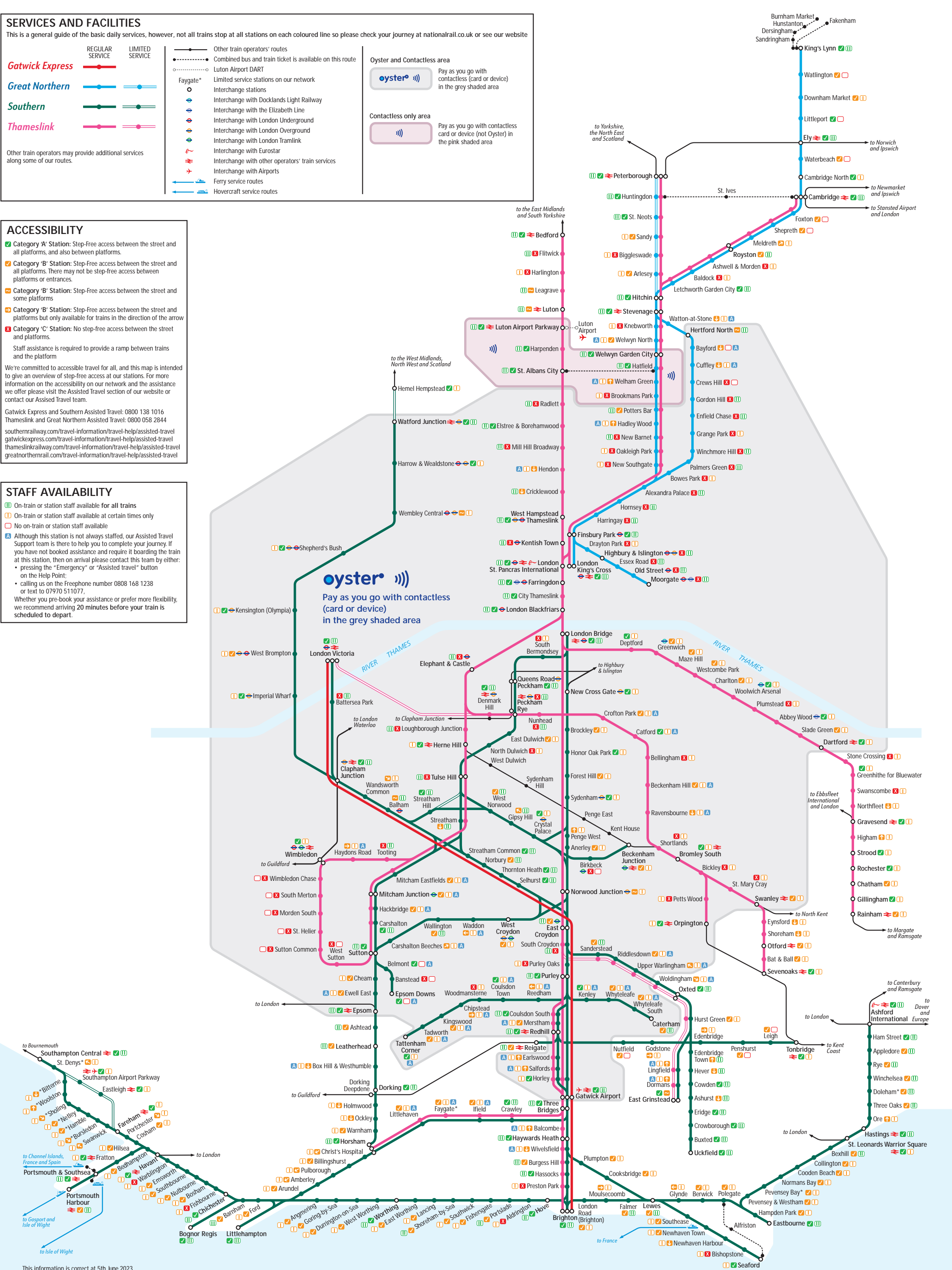
We're committed to accessible travel for all, and this map is intended to give an overview of step-free access at our stations. For more information on the accessibility on our network and the assistance we offer please visit the Assisted Travel section of our website or contact our Assisted Travel team.

Gatwick Express and Southern Assisted Travel: 0800 138 1016  
Thameslink and Great Northern Assisted Travel: 0800 058 2844

[southernrailway.com/travel-information/travel-help/assisted-travel](http://southernrailway.com/travel-information/travel-help/assisted-travel)  
[gatwickexpress.com/travel-information/travel-help/assisted-travel](http://gatwickexpress.com/travel-information/travel-help/assisted-travel)  
[thameslinkrailway.com/travel-information/travel-help/assisted-travel](http://thameslinkrailway.com/travel-information/travel-help/assisted-travel)  
[greatnorthernrail.com/travel-information/travel-help/assisted-travel](http://greatnorthernrail.com/travel-information/travel-help/assisted-travel)

## STAFF AVAILABILITY

-  On-train or station staff available **for all trains**
  -  On-train or station staff available at certain times only
  -  No on-train or station staff available
-  Although this station is not always staffed, our Assisted Travel Support team is there to help you to complete your journey. If you have not booked assistance and require it boarding the train at this station, then on arrival please contact this team by either:
- pressing the "Emergency" or "Assisted travel" button on the Help Point;
  - calling us on the Freephone number 0808 168 1238 or text to 07970 511077,
- Whether you pre-book your assistance or prefer more flexibility, we recommend arriving **20 minutes before your train is scheduled to depart.**



This information is correct at 5th June 2023  
For most up-to-date station facilities see: [www.nationalrail.co.uk](http://www.nationalrail.co.uk)

Based on original map produced by **FWT London** (GTR All Brands Diagram) [www.fwt-london.co.uk](http://www.fwt-london.co.uk)